



RS1600



RS1600F



RS1600T



The RuggedSwitch® RS1600 Family provides substation hardened, fully managed, Ethernet switches specifically designed to operate reliably in electrically and environmentally harsh environments.

The RS1600 Family's Zero-Packet-Loss™ technology provides a high level of immunity to electromagnetic interference (EMI) and heavy electrical surges typical of environments found in electric utility substations, industrial plant floors or in curb side traffic control cabinets. Both the RS1600 and RS1600F models provide IEEE 1613 Class 2 error-free communications performance under EMI stress. An operating temperature range of -40 to +85°C (-40 to +185°F) allows the RS1600 family to be placed in almost any location.

For applications requiring high availability the RS1600 family provides the option for integrated dual redundant power supplies each capable of accommodating a wide range of input voltages for worldwide operability. Also unique is the ability to have each power supply fed from different voltage levels and/or sources thereby providing great flexibility in creating high availability systems.

All RuggedSwitch® RS1600 Family members offer advanced Layer 2 and 3 networking features and network management via the Rugged Operating System (ROS®). A unique feature of ROS® is the performance of its IEEE 802.1w Rapid Spanning Tree Protocol (RSTP™) used for implementing fault tolerant ring and mesh network architectures. The protocol has been optimized to support ring sizes of up to 160 switches and fault recovery times in the order of less than 5ms per switch.

The RS1600 Family's superior ruggedized design coupled with the Rugged Operating System (ROS®) provides improved system reliability, secure access management, and advanced networking features making it ideally suited for creating Ethernet networks for mission-critical, real-time, control applications. All RuggedCom products are backed by a five year warranty and unsurpassed customer support.

## Features and Benefits

### 16-Ethernet Ports

- RS1600: 12-10BaseFL + 2-100BaseFX (Optional 2-10/100BaseTX)
- RS1600F: 16-100BaseFX



- RS1600T: 14-10/100BaseTX + 2-100BaseFX
- Multimode and Singlemode optical transceivers
- Industry standard fiber optical connectors: LC, and MTRJ

### RuggedRated™ for Reliability in Harsh Environments

- Immunity to EMI and heavy electrical surges
  - Zero-Packet-Loss™ Technology (RS1600/RS1600F)
  - Meets IEEE 1613 Class 2 (electric utility substations)
  - Exceeds IEC 61850-3 (electric utility substations)
  - Exceeds IEC 61800-3 (variable speed drive systems)
  - Exceeds IEC 61000-6-2 (generic industrial)
  - Exceeds NEMA TS-2 (traffic control equipment)
- -40 to +85°C operating temperature (no fans)
- Failsafe Output Relay: For critical failure or error alarming
- Conformal coated printed circuit boards (optional)

### Cyber Security Features

- Multi-level user passwords
- SSH/SSL (128-bit encryption)
- Enable/disable ports, MAC based port security
- Port based network access control (802.1x)
- VLAN (802.1Q) to segregate and secure network traffic
- RADIUS centralized password management
- SNMPv3 authentication and 56-bit encryption

### Rugged Operating System (ROS®) Features

- Simple plug and play operation - automatic learning, negotiation, and crossover detection
- RSTP (802.1w) and Enhanced Rapid SpanningTree (eRSTP™) network fault recovery (<5ms)
- Quality of Service (802.1p) for real-time traffic
- VLAN (802.1Q) and GVRP support
- IGMP Snooping for multicast filtering
- Port Rate Limiting and Broadcast Storm Limiting
- Port configuration, status, statistics, mirroring, security
- Loss of link management on fiber ports

### Management Tools

- Web-based, Telnet, CLI management interfaces
- SNMP v1/v2/v3 (56-bit encryption)
- Remote Monitoring (RMON)
- Rich set of diagnostics with logging and alarms

### Universal Power Supply Options

- Fully integrated, dual-redundant (optional) power supplies
- Universal high-voltage range: 88-300VDC or 85-264VAC
- Popular low voltage ranges: 24VDC (10-36VDC), 48VDC (36-59VDC)
- Terminal blocks for reliable maintenance free connections
- CSA/UL 60950 safety approved to +85°C

## ROS® Features



### Cyber Security

Cyber security is an urgent issue in many industries where advanced automation and communications networks play a crucial role in mission critical applications and where high reliability is of paramount importance. Key ROS® features that address security issues at the local area network level include:

- **Passwords** - Multi-level user passwords secures switch against unauthorized configuration
- **SSH / SSL** - Extends capability of password protection to add 128-bit encryption of passwords and data as they cross the network
- **Enable/Disable Ports** - Capability to disable ports so that traffic can not pass
- **802.1Q VLAN** - Provides the ability to logically segregate traffic between predefined ports on switches
- **MAC Based Port Security** - The ability to secure ports on a switch so only specific Devices / MAC addresses can communicate via that port
- **802.1x Port Based Network Access Control** - The ability to lock down ports on a switch so that only authorized clients can communicate via this port
- **RADIUS** - authentication service using MD5 hash and providing centralized password management
- **SNMPv3** - encrypted authentication access security and data encryption (CBC-DES with 56-bit encryption key)
- **Secure Socket Layer** - Web-based management using SSL with data encryption (128-bit encryption key)
- **RSA** - 1024 bit key for key management and key exchange
- **TACACS+** - Terminal Access Control and Accounting Services Client provides encrypted authentication and authorization
- **Point to Point (PPP)** - using CHAP (MD5 Hash) authentication service
- **SFTP** - Secure File Transfer Protocol using SSH encryption

The ROS® cyber security features are included to help address the various industry specific security standards such as NERC CIP, ISA S99, AGA 12, IEC 62443, ISO 17799:2005 and PCSRF SPP-ICS.

### Enhanced Rapid Spanning Tree Protocol (eRSTP™)

RuggedCom eRSTP™ allows the creation of fault-tolerant ring and mesh Ethernet networks that incorporate redundant links that are 'pruned' to prevent loops. eRSTP™ yields worst-case fault recovery of 5ms times the 'bridge diameter' and allows rings of up to 160 switches. For example, a ring of ten switches will have fault recovery times under 50ms. eRSTP™ implements both STP and RSTP to ensure interoperability with commercial switches unlike other proprietary 'ring' solutions.

### Quality of Service (IEEE 802.1p)

Some networking applications such as real-time control or VoIP (voice over IP) require predictable arrival times for Ethernet frames. Switches can introduce latency in times of heavy network

traffic due to the internal queues that buffer frames and then transmit on a first come first serve basis. ROS® supports 'Class of Service' in accordance with IEEE 802.1p that allows time critical traffic to jump ahead to the front of the queue thus minimizing latency and reducing jitter to allow such demanding applications to operate correctly. ROS™ allows priority classification by port, tags, MAC address, and IP type of service (ToS).

A configurable "weighted fair queuing" algorithm controls how frames are emptied from the queues.

### VLAN (IEEE 802.1Q)

Virtual local area networks (VLAN) allow the segregation of a physical network into separate logical networks with independent broadcast domains. A measure of security is provided since hosts can only access other hosts on the same VLAN and traffic storms are isolated. ROS® supports 802.1Q tagged Ethernet frames and VLAN trunks. Port based classification allows legacy devices to be assigned to the correct VLAN. GVRP support is also provided to simplify the configuration of the switches on the VLAN.

### IGMP Snooping

ROS® uses IGMP snooping (Internet Group Management Protocol v1&v2) to intelligently forward or filter multicast traffic streams (e.g. MPEG video) to or from hosts on the network. This reduces the load on network trunks and prevents packets from being received on hosts that are not involved. ROS® has a very powerful implementation of IGMP snooping that:

- Can be enabled on a per VLAN basis.
- Detects and filters all multicast streams regardless of whether subscribers exist.
- Supports "router-less" operation by supporting an "active" mode.
- Restores traffic streams immediately after an RSTP topology change.

### SNMP (Simple Network Management Protocol)

SNMP provides a standardized method for network management stations the ability to interrogate devices from different vendors. SNMP versions supported by ROS® are v1, v2c, and v3. SNMPv3 in particular provides security features such as authentication, privacy with data encryption (CBC-DES with 56-bit encryption key) and access control not present in earlier SNMP versions. ROS® also supports numerous standard MIBs (Management Information Base) allowing for easy integration with any network management system (NMS).

A feature of SNMP supported by ROS™ is the ability to generate "traps" upon system events. RuggedNMS™, the RuggedCom management solution, can record traps from multiple devices providing a powerful network troubleshooting tool. It also provides a graphical visualization of the network and is fully integrated with all RuggedCom products.

### SNTP (Simple Network Time Protocol)

SNTP automatically synchronizes the internal clock of all ROS® devices on the network. This allows for correlation of time stamped events for troubleshooting.

1 eRSTP™ fault recovery times may be approximated as follows:  
For 100 Mbps, fault recovery performance is <5ms/hop  
For 1,000 Mbps, fault recovery performance is <5ms/hop + 20ms

### SCADA and Industrial Automation

ROS® contains features that optimize network performance and simplify switch management based on the unique requirements found in SCADA and industrial automation applications. Features such as Modbus TCP management for retrieval of switch data using the ubiquitous Modbus protocol and DHCP Option 82, a Rockwell Automation ODVA requirement for IP address assignment based on the location of the end device, provide capabilities not found in typical “commercial” or “office grade” Ethernet switches.

### Port Based Network Access Control (802.1x)

ROS® supports the IEEE 802.1x standard that defines a mechanism for port-based network access control which provides a means of authenticating and authorizing devices attached to LAN ports.

### Port Rate Limiting

ROS® supports configurable rate limiting per port to limit unicast and multicast traffic. This can be essential to managing precious network bandwidth for service providers. It also provides edge security for denial of service (DoS) attacks.

### Broadcast Storm Filtering

Broadcast storms wreak havoc on a network and can cause attached devices to malfunction. This could be disastrous on a network with mission critical equipment. ROS® limits this by filtering broadcast frames with a user-defined threshold.

### Loss of Link Management

Some intelligent electronic devices (IEDs) have dual fiber optic ports with automatic failover to a backup port should the primary fail. ROS® ensures this mechanism works reliably under all failure modes by appropriately disabling link signals when required. ROS® also flushes learned MAC addresses to ensure the failover occurs quickly.

### Port Mirroring

ROS® can be configured to duplicate all traffic on one port to a designated mirror port. When combined with a network analyzer, this can be a powerful troubleshooting tool.

### Port Configuration and Status

ROS® allows individual ports to be ‘hard’ configured for speed, duplex, auto-negotiation, flow control and more. This allows proper connection with devices that do not negotiate or have unusual settings. Detailed status of ports with alarm and SNMP trap on link problems aid greatly in system troubleshooting.

### Port Statistics and RMON (Remote Monitoring)

ROS® provides continuously updating statistics per port that provide both ingress and egress packet and byte counters as well as detailed error figures. Also provided is full support for the RMON statistics, history, alarms, and event groups. RMON allows for very sophisticated data collection, analysis and detection of traffic patterns.

### Event Logging and Alarms

ROS® records all significant events to a non-volatile system log allowing forensic troubleshooting. Events include link failure and recovery, unauthorized access, broadcast storm detection, and self-test diagnostics among others. Alarms provide a snapshot of recent events that have yet to be acknowledged by the network administrator. An external hardware relay is de-energized during the presence of critical alarms allowing an external controller to react if desired.

### HTML Web Browser and Telnet User Interfaces

ROS® provides a simple, intuitive user interface for configuration and monitoring via a standard graphical web browser or via Telnet. All system parameters include detailed on-line help to make setup a breeze. ROS®, presents a common look and feel and standardized configuration process allowing easy migration to other RuggedCom managed products.

### Configuration via ASCII Text File

All configuration parameters are stored in an ASCII formatted text file that can easily be transferred via TFTP or Xmodem. The configuration file can be saved for backup purposes and easily manipulated by a text editor. The same text file can be downloaded to the switch at a later date in order to re-configure or restore a previous configuration.

### Command Line Interface (CLI)

A command line interface can be used in conjunction with remote shell to automate data retrieval, configuration updates, and firmware upgrades. A powerful SQL-like capability allows expert users the ability to selectively retrieve or manipulate any parameters the device has to offer.

## EMI and Environmental Type Tests

IEC 61850-3 EMI TYPE TESTS				
TEST	Description		Test Levels	Severity Levels
IEC 61000-4-2	ESD	Enclosure Contact	+/- 8kV	4
		Enclosure Air	+/- 15kV	4
IEC 61000-4-3	Radiated RFI	Enclosure ports	20 V/m	x
IEC 61000-4-4	Burst (Fast Transient)	Signal ports	+/- 4kV @ 2.5kHz	x
		D.C. Power ports	+/- 4kV	4
		A.C. Power ports	+/- 4kV	4
		Earth ground ports <sup>3</sup>	+/- 4kV	4
IEC 61000-4-5	Surge	Signal ports	+/- 4kV line-to-earth, +/- 2kV line-to-line	4
		D.C. Power ports	+/- 2kV line-to-earth, +/- 1kV line-to-line	3
		A.C. Power ports	+/- 4kV line-to-earth, +/- 2kV line-to-line	4
IEC 61000-4-6	Induced (Conducted) RFI	Signal ports	10V	3
		D.C. Power ports	10V	3
		A.C. Power ports	10V	3
		Earth ground ports <sup>3</sup>	10V	3
IEC 61000-4-8	Magnetic Field	Enclosure ports	40 A/m continuous, 1000 A/m for 1 s	N/A
IEC 61000-4-29	Voltage Dips & Interrupts	D.C. Power ports	30% for 0.1s, 60% for 0.1s, 100% for 0.05s	N/A
IEC 61000-4-11		A.C. Power ports	30% for 1 period, 60% for 50 periods	N/A
IEC 61000-4-12	Damped Oscillatory	Signal ports	2.5kV common, 1kV diff. mode@1MHz	3
		D.C. Power ports	2.5kV common, 1kV diff. mode@1MHz	3
		A.C. Power ports	2.5kV common, 1kV diff. mode@1MHz	3
IEC 61000-4-16	Mains Frequency Voltage	Signal ports	30V Continuous, 300V for 1s	4
		D.C. Power ports	30V Continuous, 300V for 1s	4
IEC 61000-4-17	Ripple on D.C. Power Supply	D.C. Power ports	10%	3
IEC 60255-5	Dielectric Strength	Signal ports	2kVac (Fail-Safe Relay output)	N/A
		D.C. Power ports	1.5kV DC	N/A
		A.C. Power ports	2kVac	N/A
IEC 60255-5	H.V. Impulse	Signal ports	5kV (Fail-Safe Relay output)	N/A
		D.C. Power ports	5kV	N/A
		A.C. Power ports	5kV	N/A

IEEE 1613 (C37.90.x) EMI IMMUNITY TYPE TESTS				
Test	Description		Test Levels	Severity Levels
IEEE C37.90.3	ESD	Enclosure Contact	+/- 8kV	N/A
		Enclosure Air	+/- 15kV	N/A
IEEE C37.90.2	Radiated RFI	Enclosure ports	35 V/m	N/A
IEEE C37.90.1	Fast Transient	Signal ports	+/- 4kV @ 2.5kHz	N/A
		D.C. Power ports	+/- 4kV	N/A
		A.C. Power ports	+/- 4kV	N/A
		Earth ground ports <sup>3</sup>	+/- 4kV	N/A
IEEE C37.90.1	Oscillatory	Signal ports	2.5kV common mode @1MHz	N/A
		D.C. Power ports	2.5kV common, 1kV diff. mode@1MHz	N/A
		A.C. Power ports	2.5kV common, 1kV diff. mode@1MHz	N/A
IEEE C37.90	Dielectric Strength	Signal ports	2kVac	N/A
		D.C. Power ports	1.5kV DC	N/A
		A.C. Power ports	2kVac	N/A

Environmental Type Tests				
Test	Description		Test Levels	Severity Levels
IEC 60068-2-1	Cold Temperature	Test Ad	-40°C, 16 Hours	N/A
IEC 60068-2-2	Dry Heat	Test Bd	+85°C, 16 Hours	N/A
IEC 60068-2-30	Humidity (Damp Heat, Cyclic)	Test Db	95% (non-condensing), 55°C, 6 cycles	N/A
IEC 60255-21-1	Vibration	Tests Fc	2g @ (10 - 150) Hz	Class 2
IEC 60255-21-2	Shock	Tests Ea	30g @ 11mS	Class 2

**Notes:**

1. Only applicable to functional earth connections separated from the safety earth connection.
2. Class 2 refers to "Measuring relays and protection equipment for which a very high security margin is required or where the vibration levels are very high.
5. ( e.g. shipboard application and for severe transportation conditions")

## Technical Specifications

### Power Supply

- Power Consumption: 1600: 30W, 1600F: 34W, 1600T: 21W (max)
- 24VDC: 10-36VDC (max)
- 48VDC: 36-59VDC (max)
- HI Voltage AC/DC: (88VDC-300VDC / 85VAC-264VAC) (max)

### Critical Alarm Relay

- Form-C failsafe contact relay: 1A@30VDC

### Physical

- Weight: 5-8lbs depending on power supply and optics options
- Ingress Protection: IP40 (1mm objects)
- Enclosure: 18 AWG galvanized steel enclosure
- Mounting: 19" Rack Mount, DIN Rail or Panel Mount

### Switch Properties

- Switching method: Store & Forward
- Switching latency: 5 us (100Mbps)
- Switching bandwidth: 3.2Gbps
- MAC addresses: 8192
- Priority Queues: 2
- Frame buffer memory: 320 packet buffers, 1536 bytes each
- Simultaneous VLANs: 64
- VLAN ID Range: 1 to 1000
- IGMP multicast groups: 256

### Approvals

- ISO: Designed and manufactured using a ISO9001: 2000 certified quality program
- CE Marking
- Emissions: FCC Part 15 (Class A), EN55022 (CISPR22 Class A)
- Safety: cCSAus (Compliant with CSA C22.2 No. 60950, UL 60950, EN60950)
- Laser Eye Safety (FDA/CDRH): Complies with 21 CFR Chapter1, Subchapter J.

### Network Management

- HTTP graphical web-based, SSL (128-bit encryption)
- SNMP v1, v2c, v3 (56-bit encryption)
- Telnet, VT100, SSH/SFTP (128-bit encryption)
- Command Line Interface (CLI)
- RSA Key Management (1024 bit key)
- Authentication and Accounting - TACACS+ (encrypted), RADIUS client, PPP

### Warranty

- 5 Years-Applicable to design or manufacturing related product defects.

### EMI Immunity and Environmental Compliance

- IEC 61000-6-2 Industrial (Generic)
- IEC 61800-3 Industrial (Variable Speed Drive Systems)
- IEC 61850-3 Electric Utility Substations
- IEEE 1613 Electric Utility Substations
- NEMA TS 2 Traffic Control Equipment

### IEEE Compliance

- 802.3-10BaseT
- 802.3u-100BaseTX, 100BaseFX
- 802.3x-Flow Control
- 802.3D-MAC Bridges
- 802.1D-Spanning Tree Protocol
- 802.1p-Class of Service
- 802.1Q-VLAN Tagging
- 802.1w-Rapid Spanning Tree Protocol

### IETF RFC Compliance

- RFC791-IP
- RFC792-ICMP
- RFC793-TCP
- RFC783-TFTP
- RFC826-ARP
- RFC768-UDP
- RFC894-IP over Ethernet
- RFC854-Telnet
- RFC1519-CIDR
- RFC1541-DHCP (client)
- RFC1112-IGMP v1
- RFC2236-IGMP v2
- RFC2030-SNTP
- RFC2068-HTTP


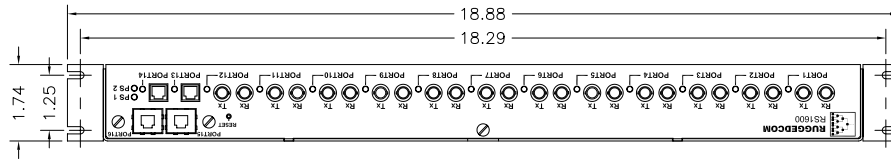
### IETF SNMP MIBS

- RFC1493-BRIDGE-MIB
- RFC1907-SNMPv2-MIB
- RFC2012-TCP-MIB
- RFC2013-UDP-MIB
- RFC2578-SNMPv2-SMI
- RFC2579-SNMPv2-TC
- RFC2819-RMON-MIB
- RFC2863-IF-MIB
- Draft-ietf-bridge-rstpmib-03-BRIDGE-MIB
- Draft-ietf-bridge-bridgemib-smiv2-03-RSTP-MIB
- IANAifType-MIB

Fiber Optical Specifications			
Parameter	Fiber Port Type		
	10BaseFL	100BaseFX	
Mode	Multimode	Multimode	Singlemode
Connectors	ST	MTRJ	LC
Typical Dist. (km)	2	2	15
Optical Wavelength (nm)	820	1310	1310
Cable Size Core/Cladding (um)	50/125	50/125	9/125
Tx Power (dBm)	-16.5/-10.6	-16/-11	-15/-8
Rx Sensitivity (dBm)	-34	-33.5	-31
Typical Budget	21	17	16.5


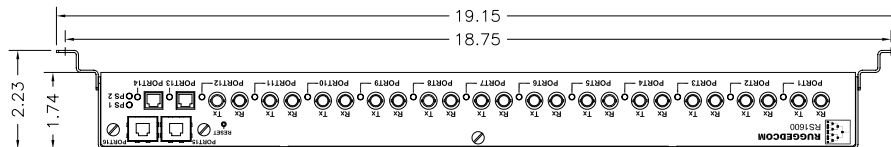
Longer segment lengths dependent on fiber specifications. Consult factory for further details.

## Mounting Options



### **RS1600 Rack Mount**

Rack Mount brackets are included as standard options



### **RS1600 Panel / DIN Rail Mount**

For Panel / DIN Rail Mount bracket order PN 99-11-0033

## Order Codes

RS1600 -          -          -          -          -          -           
           PS1    PS2    FO    MS    RJ    MOD

RS1600F -          -          -          -          -          -           
           PS1    PS2    MMx   SMx   MS    MOD

RS1600T -          -          -          -          -           
           PS1    PS2    FO    MS    MOD

### PS1 (Power Supply 1 Rating)

- 24 = 24VDC (10-36 VDC)
- 48 = 48VDC (36-59 VDC)
- HI = (88VDC-300VDC / 85VAC-264VAC)

### PS2 (Redundant Power Supply 2 Rating)

- 0 = NONE (No redundant power supply)
- 24 = 24VDC (10-36 VDC)
- 48 = 48VDC (36-59 VDC)
- HI = (88VDC-300VDC / 85VAC-264VAC)

### MMx (# Multimode 100BaseFX Fiber Ports)

- MMx = 1310nm, MM, 2km via SFF MTRJ connectors  
(x = 0, 4, 8, 12, 16)\*

### SMx (# Singlemode 100BaseFX Fiber Ports)

- SMx = 1310nm, SM, 15km via SFF LC connectors  
(x = 0, 4, 8, 12, 16)\*

### 1600 FO (Fiber Options for 100BaseFX Ports)

- MM = 1310nm, MM, 2km via SFF MTRJ connectors
- SM = 1310nm, SM, 15km via SFF LC connectors

### MS (Managed Switch Functions)

- UM = Unmanaged
- MS = Managed Switch option

### RJ (RJ45 Uplink Ports Option)

- Blank = No RJ45 Uplink Ports
- RJ = RJ45 Uplink Ports option

### Valid Order Code Examples

- RS1600-24-0-MM-UM
- RS1600-HI-48-SM-MS-RJ
- RS1600F-24-0-MM16-SM0-UM
- RS1600F-HI-48-MM8-SM8-MS
- RS1600F-HI-0-MM0-SM16-MS
- RS1600T-24-0-MM-UM
- RS1600T-HI-48-SM-MS
- RS1600T-HI-HI-0-UM

### 1600T FO (Fiber Options for 100BaseFX Ports)

- MM = 1310nm, MM, 2km via SFF MTRJ connectors
- SM = 1310nm, SM, 15km via SFF LC connectors
- 0 = No Fiber Ports

### MOD: Manufacturing Modifications

- XX = None
- C01 = Conformal Coating

\*Total MM and SM ports must equal 16

\*MM= MultiMode

\*SM= SingleMode

**RuggedCom Inc.**

300 Applewood Crescent, Unit 1,  
Concord, Ontario, Canada L4K 5C7

**Tel:** +1 (905) 856-5288 **Fax:** +1 (905) 856-1995

**Toll Free:** 1 (888) 264-0006

**Technical Support Center**

**Toll Free (USA & Canada):** 1 (866) 922-7975

**International:** +1 (905) 856-5288

**USA:** +1 (954) 922-7975

**E-mail:** Support@RuggedCom.com

© 2010 RuggedCom Inc.

RuggedSwitch is a registered trademark of RuggedCom Inc.

Ethernet is a trademark of the Xerox Corporation.

Patent Pending

All specifications in this document are subject to change without notice.

Rev 1z — 04/27/10

For additional information on our products and services, please  
visit our web site at: [www.RuggedCom.com](http://www.RuggedCom.com)