



The RuggedServer™ RS416P is an industrially hardened serial device server with an integrated, fully managed, 4-Port Power over Ethernet (PoE) switch, designed to operate reliably in electrically harsh and climatically demanding utility substation and industrial environments. Featuring a modular design that can support up to 16 serial ports, the RS416P is able to interconnect multiple types of intelligent electronic devices (IEDs) that have different methods of communications.

The Power over Ethernet ports can be used to power PoE enabled devices such as IP phones, video cameras, and wireless access points, where power is not available or cost-prohibitive to provide locally.

The RS416P provides a high level of immunity to electromagnetic interference and heavy electrical surges typical of environments found in electric utility substations, factory floors or in curb side traffic control cabinets. The RS416P also features a wide operating temperature range of -40°C to +85°C allowing it to be installed in virtually any location.

The embedded Rugged Operating System (ROS®) within the RS416P provides advanced layer 2 and layer 3 networking functions, multiple serial protocol support, advanced cyber security features, and a full array of intelligent functionality for high network availability and manageability. Coupled with the ruggedized hardware design, the RS416P is ideal for creating mission-critical, real-time, control applications in any harsh environment.

## Features and Benefits

### Serial Device Server

- Modular design allows for 4, 8, 12 or 16 serial ports
- Fully compliant EIA RS422 / TIA RS485, RS422, RS232 serial ports (software selectable) - DB9 or RJ45 connectors
- Transmit serial data over an IP network
- Support for Modbus TCP, DNP 3, TIN serial protocols
- Baud rates up to 230 kbps
- Raw socket mode allows conversion of any serial protocol
- Point-to-point and multi-point modes
- Converts Modbus RTU to Modbus
- Supports multiple Modbus masters
- Converts DNP3.0 to DNP over UDP/TCP

### Power Over Ethernet (PoE)

- 2 or 4 10/100BaseTx 802.3af compliant ports
- Data and power over a single Ethernet cable
- Powered from the internal 48VDC source
- No mid-span patch panel required

- Fully compatible with 802.3af powered devices
- Auto-sensing ports that provide power only to PoE end devices
- Power to port is turned off if cables are removed
- Optional 2 Port Fast Ethernet Module

### Cyber Security Features

- Multi-level user passwords
- SSH/SSL (128-bit encryption)
- Enable/disable ports, MAC based port security
- Port based network access control (802.1x)
- VLAN (802.1Q) to segregate and secure network traffic
- RADIUS centralized password management
- SNMPv3 authentication and 56-bit encryption

### RuggedRated™ for Reliability in Harsh Environments

- Immunity to EMI and heavy electrical surges
  - Meets IEEE 1613 (electric utility substations)
  - Exceeds IEC 61850-3 (electric utility substations)
  - Exceeds IEEE 61800-3 (variable speed drive systems)
  - Exceeds IEC 61000-6-2 (generic industrial)
  - Exceeds NEMA TS-2 (traffic control equipment)
  - Fully independent 2kV (RMS) isolated serial ports
- -40°C to +85°C operating temperature (no fans)
- 18 AWG galvanized steel enclosure

### Universal Power Supply Options

- Fully integrated power supplies
- PoE power supply: 48VDC
- Unit power supply: 24VDC (10-36VDC), 48VDC (36-59VDC), or 88-300VDC/85-264VAC
- Screw or pluggable terminal blocks
- Terminal blocks for reliable maintenance free connections
- CSA/UL 60950 safety approved to +85°C

### Rugged Operating System (ROS®) Features

- All the same features as the RS416
- Enhanced Rapid Spanning Tree (eRSTP™)
- Quality of Service (802.1p) for real-time traffic
- VLAN (802.1Q) with double tagging and GVRP support
- Link aggregation (802.3ad)
- IGMP Snooping for multicast

### Management Tools

- Web-based, Telnet, CLI management interfaces
- SNMP v1/v2/v3 (56-bit encryption)
- Remote Monitoring (RMON)
- Rich set of diagnostics with logging and alarms



## RuggedServer™ RS416P

### Modularity:

- ▶ 4 available slots
- ▶ 4, 8, 12, or 16 Serial Port Configurations

### Fast Ethernet Port Types:

- ▶ Optional 2 Fast Ethernet Ports
- ▶ 10/100TX RJ45
- ▶ 10FL Multimode
- ▶ 100FX Multimode



### Mounting Options

- ▶ Panel/Din Rail
- ▶ 19" Rack Mount
- ▶ Front or Rear Mount

### Serial Port Types:

- ▶ up to 16 Serial Ports
- ▶ Software Selectable RS232/RS422/RS485
- ▶ DB9 or RJ45 connectors
- ▶ Fiber Serial Interface
- ▶ Mix and match types and connector

### Power Over Ethernet (PoE):

- ▶ 2 or 4 10/100BaseTx Ports
- ▶ 802.3af Compliant Ports
- ▶ Auto-sensing

### Modular HMI:

- ▶ Front or Rear Mount

### Integrated Power Supply

- ▶ Universal high-voltage range: 88-300VDC or 85-264VAC
- ▶ Popular low voltage DC ranges: 24VDC (10-36VDC), 48VDC (36-59VDC)
- ▶ Separate 48VDC PoE Power Supply
- ▶ Screw or pluggable terminal blocks available

### Operating Temperature

- ▶ -40°C to +85°C
- ▶ No Fans

### Critical Alarm Relay

- ▶ Form-C contact ratings:  
Max Voltage 250VAC, 125VDC  
Max Current 2A@250VAC,  
2A@30VDC



### Serial IP Encapsulation

Many 'legacy' devices (RTU, PLC, IED, etc.) only support serial communications via RS232, RS422 or RS485. ROS® encapsulates the serial data within a TCP connection allowing these devices to be reached via an IP network. A wide range of baud rates, frame packetization options, and diagnostics allows any serial protocol to function. The RS416P has specific support for the following serial protocols:

- Raw Socket serial encapsulation
- Modbus TCP (client and server)
- DNP 3
- WIN and TIN
- Microlok

### MODBUS TCP

The Modbus protocol is ubiquitous in the industrial control and automation world. ROS® converts Modbus RTU master/slave serial data packets to Modbus TCP client/server packets for transmission over an IP network. This allows communications to Modbus RTU slaves via Ethernet and allows multiple masters to poll the same slave device.

### Cyber Security

Cyber security is an urgent issue in many industries where advanced automation and communications networks play a crucial role in mission critical applications and where high reliability is of paramount importance. Key ROS® features that address security issues at the local area network level include:

- **Passwords** - Multi-level user passwords secures switch against unauthorized configuration
- **SSH/SSL** - Extends capability of password protection to add 128-bit encryption of passwords and data as they cross the network
- **Enable/Disable Ports** - Capability to disable ports so that traffic can not pass
- **802.1Q VLAN** - Provides the ability to logically segregate traffic between predefined ports on switches
- **MAC Based Port Security** - The ability to secure ports on a switch so only specific Devices / MAC addresses can communicate via that port
- **802.1x Port Based Network Access Control** - The ability to lock down ports on a switch so that only authorized clients can communicate via this port
- **RADIUS** - authentication service using MD5 hash and providing centralized password management
- **SNMPv3** - encrypted authentication access security and data encryption (CBC-DES with 56-bit encryption key)
- **Secure Socket Layer** - Web-based management using SSL with data encryption (128-bit encryption key)
- **RSA** - 1024 bit key for key management and key exchange
- **TACACS+** - Terminal Access Control and Accounting Services Client provides encrypted authentication and authorization
- **Point to Point (PPP)** - using CHAP (MD5 Hash) authentication service
- **SFTP** - Secure File Transfer Protocol using SSH encryption

The ROS® cyber security features are included to help address the various industry specific security standards such as NERC CIP, ISA S99, AGA 12, IEC 62443, ISO 17799:2005 and PCSRF SPP-ICS.

### Enhanced Rapid Spanning Tree Protocol (eRSTP™)

RuggedCom eRSTP allows the creation of fault-tolerant ring and mesh Ethernet networks that incorporate redundant links that are 'pruned' to prevent loops.

eRSTP yields worst-case fault recovery<sup>1</sup> of 5ms times the 'bridge diameter' and allows rings of up to 160 switches. For example, a ring of ten switches will have fault recovery times under 50ms. eRSTP implements both STP and RSTP to ensure interoperability with commercial switches unlike other proprietary 'ring' solutions.

### Quality of Service (IEEE 802.1p)

Some networking applications such as real-time control or VoIP (voice over IP) require predictable arrival times for Ethernet frames. Switches can introduce latency in times of heavy network traffic due to the internal queues that buffer frames and then transmit on a first come first serve basis. ROS® supports 'Class of Service' in accordance with IEEE 802.1p that allows time critical traffic to jump ahead to the front of the queue thus minimizing latency and reducing jitter to allow such demanding applications to operate correctly. ROS® allows priority classification by port, tags, MAC address, and IP type of service (ToS).

A configurable "weighted fair queuing" algorithm controls how frames are emptied from the queues.

### VLAN (IEEE 802.1Q)

Virtual local area networks (VLAN) allow the segregation of a physical network into separate logical networks with independent broadcast domains. A measure of security is provided since hosts can only access other hosts on the same VLAN and traffic storms are isolated. ROS® supports 802.1Q tagged Ethernet frames and VLAN trunks. Port based classification allows legacy devices to be assigned to the correct VLAN. GVRP support is also provided to simplify the configuration of the switches on the VLAN.

### Link Aggregation (802.3ad)

The link aggregation feature provides the ability to aggregate several Ethernet ports into one logical link (port trunk) with higher bandwidth. This provides an inexpensive way to set up a high speed backbone to improve network bandwidth. This feature is also known as "port trunking", "port bundling", "port teaming", and "Ethernet trunk".

## ROS® Features



### IGMP Snooping

ROS® uses IGMP snooping (Internet Group Management Protocol v1&v2) to intelligently forward or filter multicast traffic streams (e.g. MPEG video) to or from hosts on the network. This reduces the load on network trunks and prevents packets from being received on hosts that are not involved. ROS® has a very powerful implementation of IGMP snooping that:

- Can be enabled on a per VLAN basis.
- Detects and filters all multicast streams regardless of whether subscribers exist.
- Supports “router-less” operation by supporting an “active” mode.
- Restores traffic streams immediately after an RSTP topology change.

### SNMP (Simple Network Management Protocol)

SNMP provides a standardized method for network management stations the ability to interrogate devices from different vendors. SNMP versions supported by ROS® are v1, v2c, and v3. SNMPv3 in particular provides security features such as authentication, privacy with data encryption (CBC-DES with 56-bit encryption key) and access control not present in earlier SNMP versions. ROS® also supports numerous standard MIBs (Management Information Base) allowing for easy integration with any network management system (NMS). A feature of SNMP supported by ROS® is the ability to generate “traps” upon system events. A NMS can record traps from multiple devices providing a powerful network troubleshooting tool. RuggedNMS™ is RuggedCom’s NMS that provides graphical visualization of the network and is fully integrated with all RuggedCom products.

### SCADA and Industrial Automation

ROS® contains features that optimize network performance and simplify switch management based on the unique requirements found in SCADA and industrial automation applications. Features such as Modbus TCP management for retrieval of switch data using the ubiquitous Modbus protocol and DHCP Option 82, a Rockwell Automation ODVA requirement for IP address assignment based on the location of the end device, provide capabilities not found in typical “commercial” or “office grade” Ethernet switches.

### Port Based Network Access Control (802.1x)

ROS® supports the IEEE 802.1x standard that defines a mechanism for port-based network access control which provides a means of authenticating and authorizing devices attached to LAN ports.

### Port Rate Limiting

ROS® supports configurable rate limiting per port to limit unicast and multicast traffic. This can be essential to managing precious network bandwidth for service providers. It also provides edge security for denial of service (DoS) attacks.

### Broadcast Storm Filtering

Broadcast storms wreak havoc on a network and can cause attached devices to malfunction. This could be disastrous on a network with mission critical equipment. ROS® limits this by filtering broadcast frames with a user-defined threshold.

### Port Mirroring

ROS® can be configured to duplicate all traffic on one port to a designated mirror port. When combined with a network analyzer, this can be a powerful troubleshooting tool.

### Port Configuration and Status

ROS® allows individual ports to be ‘hard’ configured for speed, duplex, auto-negotiation, flow control and more. This allows proper connection with devices that do not negotiate or have unusual settings. Detailed status of ports with alarm and SNMP trap on link problems aid greatly in system troubleshooting.

### Port Statistics and RMON (Remote Monitoring)

ROS® provides continuously updating statistics per port that provide both ingress and egress packet and byte counters as well as detailed error figures. Also provided is full support for the RMON statistics, history, alarms, and event groups. RMON allows for very sophisticated data collection, analysis and detection of traffic patterns.

### Event Logging and Alarms

ROS® records all significant events to a non-volatile system log allowing forensic troubleshooting. Events include link failure and recovery, unauthorized access, broadcast storm detection, and self-test diagnostics among others. Alarms provide a snapshot of recent events that have yet to be acknowledged by the network administrator. An external hardware relay is de-energized during the presence of critical alarms allowing an external controller to react if desired.

### HTML Web Browser and Telnet User Interfaces

ROS® provides a simple, intuitive user interface for configuration and monitoring via a standard graphical web browser or via Telnet. All system parameters include detailed on-line help to make setup a breeze. ROS®, presents a common look and feel and standardized configuration process allowing easy migration to other RuggedCom managed products.

### Configuration via ASCII Text File

All configuration parameters are stored in an ASCII formatted text file that can easily be transferred via TFTP or Xmodem. The configuration file can be saved for backup purposes and easily manipulated by a text editor. The same text file can be downloaded to the switch at a later date in order to re-configure or restore a previous configuration.

### Command Line Interface (CLI)

A command line interface can be used in conjunction with remote shell to automate data retrieval, configuration updates, and firmware upgrades. A powerful SQL-like capability allows expert users the ability to selectively retrieve or manipulate any parameters the device has to offer.

1 eRSTP fault recovery times may be approximated as follows:

For 100 Mbps, fault recovery performance is <5ms/hop

For 1,000 Mbps, fault recovery performance is <5ms/hop + 20ms

# EMI and Environmental Type Tests

IEC 61850-3 EMI TYPE TESTS				
TEST	Description		Test Levels	Severity Levels
IEC 61000-4-2	ESD	Enclosure Contact	+/- 8kV	4
		Enclosure Air	+/- 15kV	4
IEC 61000-4-3	Radiated RFI	Enclosure ports	20 V/m	Note 1
IEC 61000-4-4	Burst (Fast Transient)	Signal ports	+/- 4kV @ 2.5kHz	Note 1
		D.C. Power ports	+/- 4kV	4
		A.C. Power ports	+/- 4kV	4
		Earth ground ports	+/- 4kV	4
IEC 61000-4-5	Surge	Signal ports	+/- 4kV line-to-earth, +/- 2kV line-to-line	4
		D.C. Power ports	+/- 2kV line-to-earth, +/- 1kV line-to-line	3
		A.C. Power ports	+/- 4kV line-to-earth, +/- 2kV line-to-line	4
IEC 61000-4-6	Induced (Conducted) RFI	Signal ports	10V	3
		D.C Power ports	10V	3
		A.C. Power ports	10V	3
		Earth ground ports	10V	3
IEC 61000-4-8	8 Magnetic Field	Enclosure ports	40 A/m continuous, 1000 A/m for 1 s 1000 A/m for 1 s	Note 1 5
IEC 61000-4-29	Voltage Dips & Interrupts	D.C. Power ports	30% for 0.1s, 60% for 0.1s, 100% for 0.05s	N/A
IEC 61000-4-11		A.C. Power ports	30% for 1 period, 60% for 50 periods 100% for 5 periods, 100% for 50 periods	N/A
IEC 61000-4-12	Damped Oscillatory	Signal ports	2.5kV common, 1kV diff. mode@1MHz	3
		D.C. Power ports	2.5kV common, 1kV diff. mode@1MHz	3
		A.C. Power ports	2.5kV common, 1kV diff. mode@1MHz	3
IEC 61000-4-16	Mains Frequency Voltage	Signal ports	30V Continuous, 300V for 1s	4
		D.C. Power ports	30V Continuous, 300V for 1s	4
IEC 61000-4-17	Ripple on D.C. Power Supply	D.C. Power ports	10%	3
IEC 60255-5	Dielectric Strength	Signal ports	2kVac (Fail-Safe Relay output)	N/A
		D.C. Power ports	1.5kV DC	N/A
		A.C. Power ports	2kVac	N/A
IEC 60255-5	H.V. Impulse	Signal ports	5kV (Fail-Safe Relay output)	N/A
		D.C. Power ports	5kV	N/A
		A.C. Power ports	5kV	N/A

IEEE 1613 (C37.90.x) EMI IMMUNITY TYPE TESTS <sup>2</sup>				
Test	Description		Test Levels	
IEEE C37.90.3	ESD	Enclosure Contact	+/-2kV, +/-4kV, +/- 8kV	
		Enclosure Air	+/-4kV, +/-8kV, +/-15kV	
IEEE C37.90.2	Radiated RFI	Enclosure ports	35 V/m	
IEEE C37.90.1	Fast Transient	Signal ports	+/- 4kV @ 2.5kHz	
		D.C. Power ports	+/- 4kV	
		A.C. Power ports	+/- 4kV	
		Earth ground ports <sup>3</sup>	+/- 4kV	
IEEE C37.90.1	Oscillatory	Signal ports	2.5kV common mode @1MHz	
		D.C. Power ports	2.5kV common, 1kV diff. mode@1MHz	
		A.C. Power ports	2.5kV common, 1kV diff. mode@1MHz	
IEEE C37.90	H.V. Impulse	Signal ports	5kV (Fail-Safe Relay output)	
		D.C. Power ports	5kV	
		A.C. Power ports	5kV	
IEEE C37.90	Dielectric Strength	Signal ports	2kVac	
		D.C. Power ports	1.5kV DC	
		A.C. Power ports	2kVac	

Environmental Type Tests			
Test	Description		Test Levels
IEC 60068-2-1	Cold Temperature	Test Ad	-40°C, 16 Hours
IEC 60068-2-2	Dry Heat	Test Bd	+85°C, 16 Hours
IEC 60068-2-30	Humidity (Damp Heat, Cyclic)	Test Db	95% (non-condensing), 55°C, 6 cycles
IEC 60255-21-1	Vibration		2g @ (10 - 150) Hz
IEC 60255-21-2	Shock		30g @ 11mS

**Notes:**  
 1. Ruggedcom specified severity levels  
 2. Meets Class 2 requirements for an all fiber configuration. Class 1 for copper ports.

## Technical Specifications

### Power Supply

- Power Consumption: 15W (max)
- 24VDC: 10-36VDC (max)
- 48VDC: 36-59VDC (max)
- HI Voltage AC/DC: 88-300VDC, 85-264VAC (max)
- PoE Power Supply - 48VDC: 36-59VDC, 0.6A

### Physical

- Height: 1.74"
- Width: 18.3"
- Depth: 12.4"
- Weight: 5.2kg
- Ingress Protection: IP40 (1mm objects)
- Enclosure: 18 AWG galvanized steel enclosure
- Mounting: DIN rail or panel mounted

### Switch Properties

- Switching method: Store & Forward
- Switching latency: 7 us
- Switching bandwidth: 800 Mbps
- MAC addresses: 4096
- MAC address table size: 32kbytes
- Priority Queues: 4
- Frame buffer memory: 2 Mbit
- VLANs: 4096
- IGMP multicast groups: 256
- Port rate limiting: 128kbps, 256, 512, 4, 8Mbps
- No head of line blocking

### Approvals

- ISO: Designed and manufactured using a ISO9001: 2000 certified quality program
- CE Marking
- Emissions: FCC Part 15 (Class A), EN55022 (CISPR22 Class A)
- Safety: cCSAus (Compliant with CSA C22.2 No. 60950, UL 60950, EN60950)
- Laser Eye Safety (FDA/CDRH): Complies with 21 CFR Chapter1, Subchapter J.

### Warranty

- 5 Years-Applicable to design or manufacturing related product defects.

### Network Management

- HTTP graphical web-based, SSL (128-bit encryption)
- SNMP v1, v2c, v3 (56-bit encryption)
- Telnet, VT100, SSH/SFTP (128-bit encryption)
- Command Line Interface (CLI)
- RSA Key Management (1024 bit key)
- Authentication and Accounting - TACACS+ (encrypted), RADIUS client, PPP

### EMI Immunity and Environmental Compliance

- IEC 61000-6-2 Industrial (Generic)
- IEC 61800-3 Industrial (Variable Speed Drive Systems)
- IEC 61850-3 Electric Utility Substations
- IEEE 1613 Electric Utility Substations
- NEMA TS 2 Traffic Control Equipment

### IEEE Compliance

- 802.3-10BaseT
- 802.3u-100BaseTX, 100BaseFX
- 802.3x-Flow Control
- 802.3z-1000BaseLX
- 802.3ab-1000BaseTX
- 802.3ad-Link Aggregation
- 802.1d-MAC Bridges
- 802.1d-Spanning Tree Protocol
- 802.1p-Class of Service
- 802.1Q-VLAN Tagging
- 802.1w-Rapid Spanning Tree Protocol
- 802.1x-Port Based Network Access Control

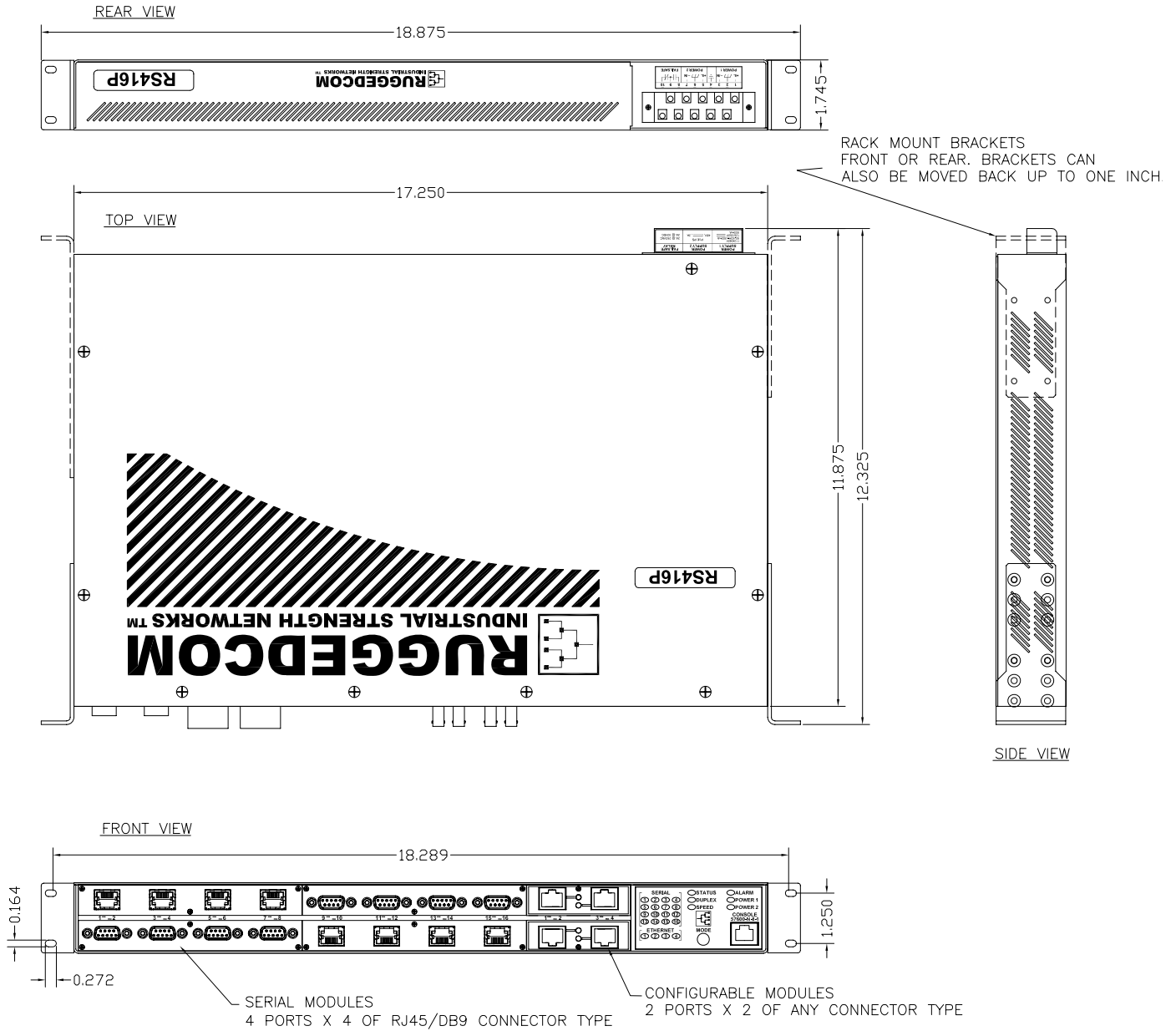
### IETF RFC Compliance

- RFC768-UDP
- RFC783-TFTP
- RFC791-IP
- RFC792-ICMP
- RFC793-TCP
- RFC826-ARP
- RFC854-Telnet
- RFC894-IP over Ethernet
- RFC1112-IGMP v1
- RFC1519-CIDR
- RFC1541-DHCP (client)
- RFC2030-SNTP
- RFC2068-HTTP
- RFC2236-IGMP v2
- RFC2284-EAP
- RFC2475-Differentiated Services
- RFC2865-RADIUS
- RFC3414-SNMPv3-USM
- RFC3415-SNMPv3-VACM

### IETF SNMP MIBS

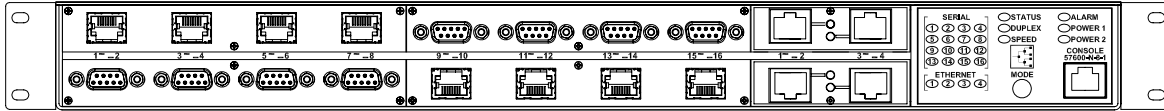
- RFC1493-BRIDGE-MIB
- RFC1907-SNMPv2-MIB
- RFC2012-TCP-MIB
- RFC2013-UDP-MIB
- RFC2578-SNMPv2-SMI
- RFC2579-SNMPv2-TC
- RFC2819-RMON-MIB
- RFC2863-IF-MIB
- draft-ietf-bridge-rstpmib-03-BRIDGE-MIB
- draft-ietf-bridge-bridgemib-smiv2-03-RSTP-MIB
- IANAifType-MIB

## Dimensions




## Mounting Options

### 19" Rack Front Mount - (Connectors At Front) Main Order Code = F

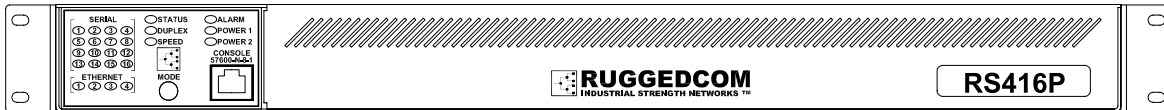


FRONT VIEW

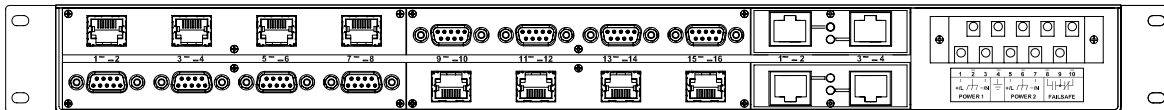


REAR VIEW

### 19" Rack Rear Mount - (Connectors At Rear) Main Order Code = R




FRONT VIEW

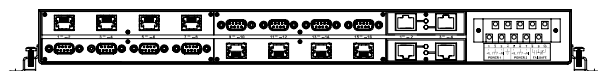


REAR VIEW

### Panel / DIN Rail Bottom Mount - (Connectors At Bottom) Main Order Code = B

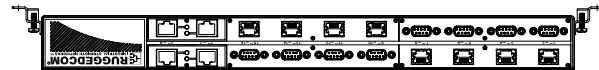


FRONT VIEW

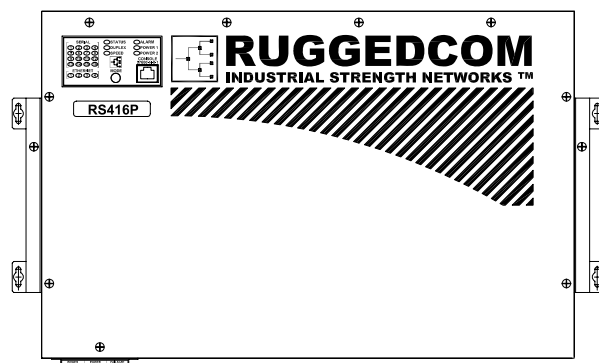


BOTTOM VIEW

### Panel / DIN Rail Top Mount - (Connectors At Top) Main Order Code = T



TOP VIEW



FRONT VIEW

## Order Codes

**RS416P** -      -      -      -      -      -      -      -      -      -      -      -       
 Main    Mount    PS1    PS2    S1    S2    S3    S4    S5    S6    MOD

Slot 1	Slot 3	Slot 5	<b>RS416</b>
Slot 2	Slot 4	Slot 6	

### Main: Ethernet and Power Connectors

- R = Ethernet on rear; LED panel on front; power connector on rear
- F = Ethernet on front; LED panel on front; power connector on rear
- B = Ethernet on rear; LED panel on top; power connector on rear
- T = Ethernet on front; LED panel on top; power connector on rear

### Mount: Mounting Options

- RM = 19" Rack Mount Kit
- DP = DIN and Panel Mount Kit
- RD = 19" Rack, DIN, and Panel Mount Kit
- 00 = No Mounting Option

### PS1: Unit Power Supply

- 24 = 24VDC (10-36VDC), screw terminal block
- 48 = 48VDC (36-59VDC), screw terminal block
- HI = 88-300VDC or 85-264VAC, screw terminal block
- 24P = 24VDC (10-36VDC), pluggable terminal block
- 48P = 48VDC (36-59VDC), pluggable terminal block
- HIP = 88-300VDC or 85-264VAC, pluggable terminal block

### PS2: PoE Power Supply

- 48PoE = 48VDC (36-59VDC) PoE Power Supply

### S1, S2, S3, S4: Serial Port Modules for Slots 1, 2, 3, and 4

- XX = Empty (S2,S3,S4 Only)
- 3D = 4 x RS232/RS422/RS485 via DB9
- 3R = 4 x RS232/RS422/RS485 via RJ45
- FS = Fiber Serial Interface
- ID = 4 x RS232/RS422/RS485 & IRIG-B via DB91
- IR = 4 x RS232/RS422/RS485 & IRIG-B via RJ451

### S5: Ethernet Modules for Slots 5

- XXXX = Empty
- PX01 = 2 additional 10/100 BaseTx PoE Ports
- FL01 = 2 x 10FL - Multimode, 850nm, ST
- FX01 = 2 x 100FX - Multimode, 1300nm, ST
- FX02 = 2 x 100FX - Multimode, 1300nm, SC
- FX11 = 2 x 100FX - Multimode, 1300nm, LC
- FX03 = 2 x 100FX - Multimode, 1300nm, MTRJ
- FX04 = 2 x 100FX - Singlemode, 1300nm, ST, 20km
- FX05 = 2 x 100FX - Singlemode, 1300nm, SC, 20km
- FX06 = 2 x 100FX - Singlemode, 1300nm, LC, 20km
- FX07 = 2 x 100FX - Singlemode, 1300nm, SC, 50km
- FX08 = 2 x 100FX - Singlemode, 1300nm, LC, 50km
- FX09 = 2 x 100FX - Singlemode, 1300nm, SC, 90km
- FX10 = 2 x 100FX - Singlemode, 1300nm, LC, 90km
- IRIG = 1 x IRIG-B in, BNC1  
1 x IRIG-B out, BNC (S5 only)

### S6: PoE Ethernet Modules for Slots 6

- PX01 = 2 10/100 BaseTx PoE Ports

### MOD: Manufacturing Modifications

- XX = None
- C01 = Conformal Coating

Notes: 1. When this module is selected CE marking, Emissions (FCC part 15 and EN55022) and safety eCSAns certifications are pending.  
ROS\* with this module will only support 56-bit encryption.

**Example Order Codes:**

---

**RS416P-R-RM-24-48POE-3D-3D-XX-XX-PX01-PX01-XX**

19" Rack mounted, 24VDC unit power supply with a 48VDC PoE power supply, 4 PoE Ethernet Ports, 8 DB9 Serial Ports, with all ports on the rear.

**RS416P-F-RM-48-48POE-3R-3R-3R-3R-XXXX-PX01-C01**

19" Rack mounted, 48VDC unit with a 48VDC PoE power supply, with 16 RJ45 serial ports, 2 PoE Ethernet Ports, with all ports on the front, conformal coating.

**RS416P-F-RM-HI-48POE-3R-3R-3D-3D-PX01-PX01-C01**

19" Rack mounted, HI unit power supply, 48 VDC PoE power supply, 4 PoE Ethernet Ports, 8 RJ45 Serial Ports, 8 DB9 Serial Ports, with all ports on the front, conformal coating.

**Accessories/Options**

41-11-0011 - Cable support bracket (one)

43-10-0007 - Power cable (North America three prong connector -> beau)

**RuggedCom Inc.**

300 Applewood Crescent, Unit 1,  
Concord, Ontario, Canada L4K 5C7

**Tel:** +1 (905) 856-5288 **Fax:** +1 (905) 856-1995

**Toll Free:** 1 (888) 264-0006

**Technical Support Center**

**Toll Free (USA & Canada):** 1 (866) 922-7975

**International:** +1 (905) 856-5288

**USA:** +1 (954) 922-7975

**E-mail:** Support@RuggedCom.com

© 2010 RuggedCom Inc.  
RuggedSwitch is a registered trademark of RuggedCom Inc.  
Ethernet is a trademark of the Xerox Corporation.  
Patent Pending  
All specifications in this document are subject to change without notice.  
Rev 1b — 04/27/10

For additional information on our products and services, please  
visit our web site at: [www.RuggedCom.com](http://www.RuggedCom.com)